



CRITERIA I

Key Indicator 1.1.2.1. Number of certificate/diploma programs introduced year-wise during the last five years

DV.V. ANNEXURE – 1.1.2

1. Details of each program such as: Name of the program, duration, list of students enrolled, curriculum, assessment procedures year has been provided.
2. Summary report (SAMPLE) of each program for the academic year 2018-2019 has been attached along with the outcome. Summary reports are in the forms of books for all years are available in the library.
3. Add on/Certificate programs of minimum 30 hours duration have been considered only.

Prof. A.V.Purohit
(Principal, IDEAS, Nagpur)



SOFTWARE TRAINING PROGRAM

SCHEME OF EXAMINATION

SR. No.	Subject. Name	Code	Paper/ Sessional	Max. Marks	Total Marks	Min. Pass Marks
1.	Software Training Programme 2014	S.T.P.2014	Sessional Viva - Voce	50 50	100	50
2.	Software Training Programme 2015 ADVANCE	S.T.P.2015 ADV.	Sessional Viva - Voce	50 50	100	50

SYLLABUS

S.T.P.

Software Training Programme

The Software Training Program (S.T.P.) caters with the basic knowledge of the software. It is a co-curriculum program which is taken along with the regular sessions. It includes basic software's which are important for students.

Objective-

1. The program aims at making students learn, understand and aware about the digital means for their curriculum, co-curriculum and future works.
2. It helps in clarification of visualisation.
3. It also aims to improve graphical and presentation skills via different software.

UNIT 1: Adobe Photoshop

UNIT 2: Autodesk AutoCAD

Sessional work:

1. Class assessment as per exercises given to be completed in class within stipulated time.
2. Some long term exercises which requires base work.
3. Some parallel exercises related to other subjects.

S.T.P.ADV.

Software Training Programme ADVANCE

The Software Training Program (S.T.P.) Advance is an additional learning program for the students. The S.T.P. Advance caters software teaching for students. This program includes software's that are of higher grade than Software Training Program (S.T.P.).

Objective-

1. The program aims at making students learn, understand and aware about the digital means for their curriculum, co-curriculum and future works.
2. It helps in clarification of visualisation.
3. It also aims to improve graphical and presentation skills via different software.

UNIT 1:Google Sketch up

UNIT 2: Autodesk Revit Architecture

Sessional work:

1. Class assessment as per exercises given to be completed in class within stipulated time.
2. Some long term exercises which requires base work.
3. Some parallel exercises related to other subjects.

SUMMARY REPORT

1. Brief:


The Software Training Program (S.T.P.) is a co-curriculum program which is taken along with the regular sessions. It is an additional learning program for the students. The Software Training Program (S.T.P.) caters with the knowledge of the different software's which are important for students. The Program makes students learn the transition from hand drawings to digital medium.

2. Objectives:

1. The program aims at making students learn, understand and aware about the digital means for their curriculum, co-curriculum and future works.
2. It helps in clarification of visualisation.
3. It also aims to improve graphical and presentation skills via different software.

3. Schedule:

The schedule for the program is a part of Academic Time Table for both the sessions along with a poster.



Principal
IDEAS, NAGPUR
Principal
Ideas
Institute of Design Education &
Architectural Studies, Nagpur



SOFTWARE TRAINING PROGRAM 2018-19

ADOBE PHOTOSHOP (30 HRS)
AUTODESK AUTOCAD (30 HRS)
GOOGLE SKETCHUP (30 HRS)
AUTODESK REVIT (30 HRS)



VENUE: COMPUTER LAB, IDEAS CAMPUS
COURSE INCHARGE: PROF. ADARSH B. PATIL
COURSE CO-ORDINATOR: MR. RAVINDRA TODKAR

MH-47
सह दीर्घ कल्पने

Swargiya Jagannath Jattewar Shikshan Sanstha, Nagpur.
Institute of Design Education and Architectural Studies, Nagpur.



4. List of the students enrolled:

1	Aachal Santosh Chourasia	1	Aachal Santosh Chourasia
2	Abhishek PurushottamMankar	2	Abhishek PurushottamMankar
3	Aboli Nitin Gujjelwar	3	Aboli Nitin Gujjelwar
4	Aman Amit Agrawal	4	Aman Amit Agrawal
5	AnushPramodBangre	5	AnushPramodBangre
6	Anvi Ashwin Chhitarka	6	Anvi Ashwin Chhitarka
7	DevshreeChandrakantGhade	7	DevshreeChandrakantGhade
8	DivyaDilip Gupta	8	DivyaDilip Gupta
9	Janhavi Ashok Raut	9	Janhavi Ashok Raut
10	KanupriyaAtulChandak	10	KanupriyaAtulChandak
11	JayeshGunwantLahe	11	JayeshGunwantLahe
12	Mohik Milind Dhakate	12	Mohik Milind Dhakate
13	Nikhil Rajesh Sahu	13	Nikhil Rajesh Sahu
14	Pooja Vijay Uge	14	Pooja Vijay Uge
15	PranjalShridharDhakulkar	15	PranjalShridharDhakulkar
16	PrishitaKanhaiya Modi	16	PrishitaKanhaiya Modi
17	SakshiGajananChopde	17	SakshiGajananChopde
18	Sakshi Vilas Gajbhiye	18	Sakshi Vilas Gajbhiye
19	Sankalp Santosh Pakhale	19	Sankalp Santosh Pakhale
20	Shikha Rani TikaramSahu	20	Shikha Rani TikaramSahu
21	ShivaniSudeshraoBhele	21	ShivaniSudeshraoBhele
22	Shriya Prakash Jambhulkar	22	Shriya Prakash Jambhulkar
23	Shruti Sanjay Bhusari	23	Shruti Sanjay Bhusari
24	SiddeshMangeshAndhare	24	SiddeshMangeshAndhare
25	Sudhanva Jayant Kawle	25	Sudhanva Jayant Kawle
26	Trisha Manoj Jain	26	Trisha Manoj Jain
27	Urja Nitin Ingle	27	Urja Nitin Ingle
28	Vaishno Rajesh Madne	28	Vaishno Rajesh Madne
29	Vedika Saurabh Agrawal	29	Vedika Saurabh Agrawal
30	Yashica Manish Dhadiwal	30	Yashica Manish Dhadiwal
31	Aayush Kailash Sahu	31	Aayush Kailash Sahu
32	ArsheyaAnandGarde	32	ArsheyaAnandGarde
33	Brahmanand Yogesh Pawshe	33	Brahmanand Yogesh Pawshe
34	Gaurav Jayant Dabir	34	Gaurav Jayant Dabir
35	KetakiAshokrao Holey	35	KetakiAshokrao Holey
36	Neeldutt Agrawal	36	Neeldutt Agrawal
37	PranayDhanrajKolhe	37	PranayDhanrajKolhe
38	Sakshi Dipak Ghom	38	Sakshi Dipak Ghom
39	SharvariVivekDaoo	39	SharvariVivekDaoo
40	Vinit Ramesh Bende	40	Vinit Ramesh Bende



Principal
IDEAS, NAGPUR
Principal
IDEAS
Institute of Design Education &
Architectural Studies, Nagpur

1	Abhishek Harode	1	Abdul Rahman
2	Aditi Agrawal	2	Ami Badani
3	Aditya Waghmare	3	Ashish Dhandhode
4	AkankshaUkande	4	Bhagyashri Khatri
5	AnimeshDeshmukh	5	BhushanPorete
6	Ayushi Raja	6	DarshanDaswani
7	DarshiBheda	7	EshaDurge
8	GaurabBhujade	8	FizaRahin Ali
9	Isha Jaiswal	9	HiralVora
10	KhushiDaxini	10	KhushalAmbhore
11	Kundan Kumar	11	Kritika Agrawal
12	Mansi Samarth	12	Krupali Thakkar
13	MohitGiri	13	MohitSathawane
14	Devilal Pimple	14	MrunmayeeNewaskar
15	HarshitaUmredkar	15	Navya Dang
16	Isha Jaiswal	16	NetalChandak
17	KartikyaLabde	17	NileshwariThakre
18	KunalTanwani	18	ParulAwasthi
19	Nidhi Anand	19	PrachiRajani
20	ParnaviHarde	20	Pranav Kakade
21	NathulalSuthar	21	Pranav Kolte
22	PrachiteeSapre	22	RajatKadu
23	PrashikMeshram	23	RutvikMuley
24	RakshaMundhada	24	SamruddhiNagal
25	RiddhiVasani	25	SumitYeole
26	ShreedhaLanjewar	26	UjjwalGhormade
27	TanmayDeotale	27	Vanshikha Singh
28	YashwardhanPincha	28	VeenalAndani
29	JuhiAsare	29	VrushabTekade
30	HimaniSarda	30	DeveshPimpalkar
31	AnushkaNagpure	31	Aniket Bora
32	Ariz Khan	32	BhavikaBhoge
33	Chandni Tank	33	GouriTokekar
34	Devilal Pimple	34	JuhiPohare
35	KhushiDaxini	35	LakshitaMohta
36	Mansi Samarth	36	MuskanKatariya
37	MohitGiri	37	NirajMandve
38	PrasheelBangar	38	Pratiksha Kothari
39	SojwalDongre	39	ShayanFirdosy
40	Varun Gupta	40	VihangAkolkar



Principal
IDEAS, NAGPUR

Principal
IDEAS
Institute of Design Education &
Architectural Studies, Nagpur

5. List of the faculties enrolled:

Prof. Adarsh B. Patil

6. Number of students passed:

The passed students are also provided with Certificates.

STUDENTS PASSED IN S.T.P. 2018		
BATCH	Students Enrolled	Students Passed
Batch 01	40	38
Batch 02	40	39
Batch 03	40	40
Batch 04	40	37



Principal
IDEAS, NAGPUR

Principal
Ideas
Institute of Design Education &
Architectural Studies, Nagpur



Swargiya Jagannath Jattewar Shiksha Sanstha's - इन्स्टिट्यूट ऑफ डिजाइन एज्युकेशन अॅन्ड आर्किटेक्चरल स्टडीज, नागपुर

Institute of Design Education & Architectural Studies

Certificate of Appreciation

This certificate is awarded to

AACHAL CHOURASIA

In recognition of his / her

Successful completion of / participation in /

contribution as

S.T.P. PSD 2018

Held on / from **AUG 2018- OCT 2018**

In the Academic Session **2018-19 (S)**




Principal


Head of the
Department


Coordinator



Swargiya Jagannath Jathewar Shikshan Sanstha's - इन्स्टिट्यूट ऑफ डिजाईन एज्युकेशन अँड आर्किटेक्चरल स्टडीज, नागपुर

Institute of Design Education & Architectural Studies

Certificate of Appreciation

This certificate is awarded to

ABHISHEK MANKAR

In recognition of his / her

Successful completion of / participation in /


contribution as

S.T.P. ACAD 2018

Held on / from JAN 2019- MAR 2019

In the Academic Session 2018-19 (S)




Principal


Head of the
Department


Coordinator



Swargiya Jagannath Jathewar Shikshan Sanstha's - इन्स्टिट्यूट ऑफ डिजाईन एज्युकेशन अँड आर्किटेक्चरल स्टडीज, नागपूर

Institute of Design Education & Architectural Studies

Certificate of Appreciation

This certificate is awarded to

ADITYA WAGHMARE

In recognition of his / her

Successful completion of / participation in /

contribution as

S.T.P. SKP 2018

Held on / from **AUG 2018- OCT 2018**

In the Academic Session **2018-19 (S)**



[Signature]
Principal

[Signature]
Head of the
Department

[Signature]
Coordinator



Swarghya Jagannath Jattewar Shikshan Sanstha's - इन्स्टिट्यूट ऑफ डिजाईन एज्युकेशन अँड आर्किटेक्चरल स्टडीज, नागपूर
Institute of Design Education & Architectural Studies

Certificate of Appreciation

This certificate is awarded to

ABDUL RAHMAN

In recognition of his / her

*Successful completion of / participation in /
contribution as*


S.T.P. RVT 2018

Held on / from AUG 2018- OCT 2018

In the Academic Session 2018-19 (S)




Principal


Head of the
Department


Coordinator

RURAL DESIGN STUDIES

SCHEME OF EXAMINATION

SR. No.	Subject. Name	Code	Paper/ Sessional	Max. Marks	Total Marks	Min. Pass Marks
1.	Rural Design Studies 17	R.D.S. 2017	Practical ----- Sessional Viva - Voce	50 ----- 25 25	100	25 ----- 25

SYLLABUS

R.D.S. 2017

Rural Design Studies 17

The field project of "Rural Design Studies" is an academic initiative to expose students to majority of rural expressions. This gives an opportunity to seek knowledge and experience the diverse nature of man and environment relationships. During this interface, they come across various aspects of lifestyle of villagers which helps them understand the covert relationship of habitat and climate, occupation and biodiversity, resource and rituals for sustainability etc.

Objective-

1. To make students understand and analyze the site and surrounding both at macroscopic and microscopic levels for various aspects.
2. To help them understand the symbiotic relationship of activities and spaces at individual and neighborhood level.
3. To document and understand art and artifacts, tools and instruments evolved from lifestyle of villagers.
4. To undergo the procedure of applying techniques of formal and informal documentation.

Practical work: will include practical exercise on selected out stationed site, audio visual documentation, Sketches, notes, interviews etc.

Sessional work: Notes, plates, assignments, presentations and publications.

SUMMARY REPORT

1. Brief:

The field projects of “Rural Design Studies” have been an academic initiative to expose students to majority of rural expressions. This gives an opportunity to seek knowledge and experience the diverse nature of man and environment relationships. During this interface, they come across various aspects of lifestyle of villagers which helps them understand the covert relationship of habitat and climate, occupation and biodiversity, resource and rituals for sustainability etc.

2. Objectives:


1. To make students understand and analyze the site and surrounding both at macroscopic and microscopic levels for various aspects.
2. To help them understand the symbiotic relationship of activities and spaces at individual and neighborhood level.
3. To document and understand art and artifacts, tools and instruments evolved from lifestyle of villagers.
4. To undergo the procedure of applying techniques of formal and informal documentation.

3. Schedule of field work:

Date	Day	Time	Topic
1/6/2019	Saturday	10 a.m. -12 p.m.	Presentation by seniors of last years RDS17 , @ experiences, learning objectives, Minal, Nathulal, etc
		12p.m. - 2 p.m.	Display of sheets of both RDS17-18 and presentation there off, Shayan, Krupalietc
		2 p.m. - 2.30 p.m.	Lunch break
		2.30 p.m. - 4.30 p.m.	Hotel details, Village location, Rooming List, T- shirts, Sheets distribution, Methods of Documentation, Rahul
3/6/2019	Monday	10 a.m. -12 p.m.	Rural India/ AIM / objectives/ deliverables of the study by Milind
		12 am to 2 am	Documentation Practise Amit, Devendra , Rohini, Nikhil, Rahul
		2 p.m. - 2.30 p.m.	Lunch break
		2:30 p.m. - 4.30 p.m.	Documentation Practise Amit, Devendra , Rohini, Nikhil, Rahul
4/6/2019	Tuesday	10 a.m. -11:00 p.m.	Rapid Sketching workshop - Nikhil , Amit
		11:00 to 12:00	Socio-Cultural , climate and its Architectural Responses *****
		12:00-1:00	Building in mud ***
		1:00 to 2:00 pm	Arts ,artefacts Clothing / accessories / jewellery - Rohini
		2 p.m. - 2.30 p.m.	Lunch break

		2:30-3:30	Social Spaces and its relavance, Hierachyetc Rahul
		3:30-4:30	Basic Instructions on travel Schedule, groups, mentors, tasks Devendra
5/6/2019	Wednesday	5:00 AM	Start From College Campus
		12:00- 12:30	Reach Resort, Check in, Lunch,
		1:00 - 6:30	On site documentation
		6:30-7:30	Tea and free time
		8.30 p.m. - 9.30 p.m.	Dinner and simultaneous discussion of groups with their mentors
6/6/2019	Thursday	6 a.m.- 7. a.m.	Breakfast
		7.30 a.m. - 10 a.m.	Documentation of morning activities in villages
		10 a.m. -1.30 p.m.	Documentation of structures and other activities
		1.30 p.m. - 2.30 p.m.	Lunch
		3.30 p.m. - 6.30 p.m.	Reaching accommodation & tea time. Students will work on their documentation.
		8.30 p.m. - 9.30 p.m.	Dinner and simultaneous discussion of groups with their mentors. Students have to present their observations and analysis
7/6/2019	Friday	6 a.m.- 7. a.m.	Breakfast
		7.30 a.m. - 10 a.m.	Documentation of morning activities in villages
		10 a.m. -1.30 p.m.	Documentation of structures and other activities
		1.30 p.m. - 2.30 p.m.	Lunch
		2.30 p.m. onwards	Return journey to Nagpur ETA 9:30 p.m.
8/6/2019	Saturday	10 a.m. - 4.30 p.m.	Presentation of final sheets and report
9/6/2019	Sunday	10 a.m. - 4.30 p.m.	Presentation of final sheets and report
10/6/2019	Monday	10 a.m. - 4.30 p.m.	Presentation of final sheets and report
11/6/2019	Tuesday	10 a.m. - 4.30 p.m.	Presentation of final sheets and report
12/6/2019	Wednesday	10.30a.m. - 4.30 p.m.	Final jury and submission of report

Note: The rural design studies is a part of academic program hence any late joining will not be entertained Accomodation at **The BaghKanha**, at post Gudma. 9009454559


 Principal
 IDEAS, NAGPUR
Principal
ideas
 Institute of Design Education &
 Architectural Studies, Nagpur

4. List of the students attended the field project:

54	Tanvi Dhole
55	TulikaDhandole
56	Khushboo Jain

Sr. No.	Name
1	AyushSahoo
2	AniketChandekar
3	Ebrahim Hussain
4	Gaurav Dabir
5	Harsh Goswami
6	MohikDhakate
7	MohitAndani
8	NikhiSahoo
9	PushpakKailsait
10	RishabhBhisikar
11	SahilBondade
12	Sandesh Ladhha
13	ShreyasMadankar
14	SidharthDeshbhratar
15	Vinamrakumar Gupta
16	Vinit Bende
17	Vishal Soni
18	AboliGujjelwar
19	AishwaryaMondhe
20	AnkitaParyani
21	AnviChhitarka
22	Ariba Ansari
23	AsthaDange
24	BhaviChandrakar
25	Avanti Jivtode
26	DevshreeGhade
27	Divya Gupta
28	JahnaveeRaut
29	Ayushi Jain
30	KetkiRajandekar
31	Ketki Holey
32	LipiShrivastava
33	MrunaliniJatkar
34	PragatiMankar
35	PranjaliKhandave
36	PrishitaBhotmange
37	Prishita Modi
38	Renuka Gupta
39	SakshiChopde
40	MadhushreeGhiye
41	SanskritiThantharate
42	SanyogiPanth
43	SejalRudrakar
44	Shivangikomre
45	ShivaniBhele
46	Shreya Wankhede
47	ShriyaBagaria
48	ShrutiJha
49	Trisha Jain
50	Urja Ingle
51	VaishnaviAgnihotri
52	Vedika Agrawal
53	SakshiChaudhari



Principal
IDEAS, NAGPUR
Principal
ideas
Institute of Design Education &
Architectural Studies, Nagpur

List of the faculties attended the field Project:

- | | |
|---------------------------------|----------------------------|
| 1. MKG - Prof. M. K. Gujarkar | 5.NA- Ar. Nikhil Authankar |
| 2. DSD -Prof.Devendra Deshpande | 6. APS - Ar. Amit Shelke |
| 3.RKS -Prof.RohiniSawant | 7. RB- Ar. RavinaBhakre |
| 4.RMD - Ar. Rahul Deshmukh | 8. NG-Ar.GautamNageshkar |

6. Photographic documentation of various events related to field project.

6.1 Presentations on learning out of previous field projects bySenior Students.



6.2 Interactive session and display of previous field project work.



6.3 Lecture on Rural India by Prof. Milind Gujarkar





6.4 Travel arrangements for field project:



6.6. Students working on Field:



6.7 Field reviews:



6.8 Accommodations Arrangements: The BaghKanha, at post Gudma, Mukki, Near Kanha National park, Madhyapradesh, India.



7. Exhibition of the work done by students during the field project at Chitnavis Centre on 29th June 2019:

Exhibition
Display Of Students' Work & Launch of Books
"Tracing the Chitravasi Response" & "Rural Design Studio 13"
By teams of Architects Gaurish Dashti, Pune

"Rangayan" Exhibition area
Chitnavis Centre, Civil Lines, Nagpur - 01
29th & 30th June'19
Time: 10.30 am - 3.00 pm

Prof. A. V. Parvate | Prof. M. K. Gajjar
Principal | Associate Professor

Organized by: Chitnavis Centre
in collaboration with: Department of Architecture
Holkar Institute of Technology, Warananagar

ELCITEES '19

- VDS
- RDS
- AAS
- ATS
- ODS
- LDS
- ADS





Principal
IDEAS, NAGPUR
Principal
IDEAS
Institute of Design Education &
Architectural Studies, Nagpur

URBAN DESIGN STUDIES

SCHEME OF EXAMINATION

SR. No.	Subject. Name	Code	Paper/ Sessional	Max. Marks	Total Marks	Min. Pass Marks
1.	Urban Design Studies 17	U.D.S. 2017	Practical	50	100	25
			Sessional	25		25
			Viva - Voce	25		

SYLLABUS

U.D.S. 2018

Urban Design Studio

Urban design is about making connections between people and places, movement and urban form, nature and the built fabric. Urban design draws together the many strands of place-making, social equity and economic viability into the creation of places with distinct beauty and identity. Urban design draws these and other strands together creating a vision for an area and then deploying the resources and skills needed to bring the vision to life.

“The city is, rather, a state of mind, a body of customs and traditions, and of the organized attitudes and sentiments that inhere in these customs and are transmitted with this tradition. The city is not, in other words, merely a physical mechanism and an artificial construction. It is involved in the vital processes of the people who compose it; it is a product of nature and particularly of human nature”.

In contrast to Architecture, which focuses on the design of individual buildings, urban design deals with the larger scale of groups of buildings, streets and public spaces, whole neighborhoods and districts, and entire cities, with the goal of making urban areas functional, attractive, and sustainable? Urban Design is the art of making places / Designing Public Realms. It is process of formulating a ‘Vision’ for a city.

With the above understanding about urban design at IDEAS, the Urban Design Studies aims to sensitize the students with, the shaping of cities with emphasis on Understanding and Analyzing a selected precinct. “Students are acquainted to know the process of "Reading a fabric and analyzing it's various realms", in order to make the city vibrant and interactive for the residents.”

SUMMARY REPORT

Name of Subject	:	Elective	:	Urban Design Urban Aesthetics
Name of Faculty In charge	:	ArHarshwardhanNagpure ArVeepa Jariwala ArAhsaasTarwani		
Studio Mentors	:	Chinmay Pathak Tanishka Acharya DrupadAshar		
Studio Duration	:	16 th May 2018 to 16 th June 2018		
Location of the studio	:	Walled City Amritsar		

Understanding Culture, Aesthetics and Urban Form:

History changing Course of Urban Form:

“The **Religious Belief and Culture** shapes the character of the city – a combined work of **Folk, Culture and Place Making**”

A Case of Walled City Amritsar.

Urban design is the process of shaping the physical setting for life in cities, towns and villages. It is the art of making places / Designing Public Realms .It is process of formulating a ‘Vision’ for a city. It involves the Design of buildings, Groups of buildings, Spaces and Landscapes, and establishing the processes that make successful development possible.

Urban design demands, broad understanding of cities, towns and villages, and ways of making them work better. This involves understanding ,how the planning system operates, how real-estate mechanisms functions in a city , how to assess what makes a particular place special, how to make places easy to move around by foot and vehicle, how to bring life to places ,that have become dilapidated,how to conserve historic buildings,how to make the most of the landscape, how to think about the future of small and large development sites, how to involve local people, how to make sure whether projects executed to their best potential, how to communicate effectively, how to negotiate, and how to write design policies and guidance.

With the above understanding about urban design, the Studio aims to familiarize the students with the next level of city design with emphasis on ***Understanding and Analyzing parts of a city*** within selected precinct. Students are envisaged to know the process of **“Reading a fabric and analyze the various realms “**,in order to make the city alive, vibrant and increase interaction between the residents.

Preface:

“**Indian CITY is born out of history and the concept of URBAN SPACE** resultant of great history and tradition”

“**SACRED space is the means to connect human world and divine realities**” (Connecting Tangible and Intangible)

“Urban Design is a Movement NOT a Profession, Urban form is made out of layers that change at different rates”

CITY AS AN ACT OF WILL Reflected in : Space Experience , Space and Form ,Defining Space ,Articulating space , Space and time ,Space and movement ,The Nature of Simultaneous ,Movement systems ,Psychology of Space , SPACE THEORY – Visual Experience : “Edmund Bacon 1967”

“The Scenery of towns is often revealed in a series of jerks or revelations: Serial Vision”

“Cities for Human Behavior and Satisfaction” Uniqueness is a primary appeal and value for living in, visiting and celebrating cities”.

“Cultural matters are integral parts of the lives we lead. If development can be seen as enhancement of our living standards, then efforts geared to development can hardly ignore the world of culture.” ... Amartya Sen

“Spatial Patterns of human settlements is determined and re adjusted by the daily human needs and also by their social norms and culture settings” Amos Rapoport.

“Genius Loci arises most particularly from the experiences of those using places rather than from deliberate “place Making”.

Objective of the Studio:

“Understanding and analyzing an unplanned organic settlement within an existing **“City of Amritsar”** addressing to the rich cultural heritage, lifestyle and inherent values within the city, including both cultural and natural resources , associated with a historical event , activity exhibiting other cultural or aesthetic Values”.

“Religious Belief, Culture and Social Patterns are the key urban form determinant’s manifested in Aesthetics and Urban Form resulting in structuring of the city / Settlement and reflected in Festivals and Fairs”

The **Religious Belief and Culture** shapes the character of the city – a combined work of Folk , Culture and Place Making. **Urban Character, Building Context , Street Experience , Building Expression , Building Access , Permeability, Vitality ,Responsive Environments as key Principles of Urban Design to study** Folk ,Culture and Place associated with History over time : changing the course of Urban Form .

The studio aims at selecting settlement within Historic Organic Settlement of Old City Amritsar and documenting, Understanding and Analyzing the rich heritage values, culture and lifestyle which is predominately manifested into the Urban Character of Amritsar. These Manifestations can be seen in the entire urban fabric which can be studied in the following parameters:

A. Folk (Idea of urban experience): People form the most important element of Place Making. It is the people whose cultural values and social norms structure the Public Realm.

B. Culture (Idea of public realm): The Cultural and heritage values (Lifestyle and Values) are manifested in the build fabric which is evident in its Architecture and Public Realms .

The Study can broadly be classified into:

1. Street :

- **Unity In Design**
- **Social Relations**
- **Place for Recreation and Play**
- **Place for Festivities and Fairs**
- **Social Security**
- **Traffic Movement**

2. Surprising Open Spaces and Squares

3. Bazaar (Commercial Markets / specialized Markets)

4. Mohalla (Residential Cluster)

5. Religious Places and Sarovar (Holy Water Body)

6. Gates and Walls

7. Historical Structures and Areas

C. Place (Idea of linking the monuments): Sustained through the test of time, through cultural, socio political overlay



Principal
IDEAS, NAGPUR
Principal
Ideas
Institute of Design Education &
Architectural Studies, Nagpur

GREEN DESIGN STUDIO

SCHEME OF EXAMINATION

SR. No.	Subject. Name	Code	Paper/ Sessional	Max. Marks	Total Marks	Min. Pass Marks
1.	Green Design Studies 18	G.D.S. 2018	Practical	50	100	25
			Sessional	25		25
			Viva - Voce	25		

SYLLABUS

G.D.S. 2018

The course strives to explore the way environment and the elements such as water, earth, air, shape the built forms and the settlements. Additionally the study focuses on environmental impact of the habitation and current issues through observing and documenting the interaction of human civilizations with these natural elements in historical and current practices.

Objectives

1. Understanding the natural elements, water, earth, air and its interface with built form from past to present.
2. Comparative analysis through historicity and documenting the causes of present environmental issues.

Units

1. Introduction to Green Design, four sphere of environment. Role of water, air, earth.
2. Ecosystem, pollution, Effects of pollution on built structures and vice versa.
3. Natural resources and green cycle in past. Present environmental issues.
4. Live case studies and its understanding.

Practical work: Practical exercises, on field studies and surveys on selected site, audio video documentation, sketches, notes, etc.

Sessional work: Notes plate's group assignments, presentations etc.

SUMMARY REPORT

Field Project 2018 – Green Design Studies (GDS)

Academic year – Winter 2018-19

Class – 3rd year, 5th semester

Date : 12.6.2018 -22.06.2018

Water and built form

1. Brief:

The course strives to explore the way river shape the built forms on the water edges in a city. Additionally the study focuses on environmental impact of the habitation through observing and documenting historical and current practices.

Water streams, rivers and water bodies have strong significance in evolution of human settlements. It has played an important role in livelihood which is reflected through development of built forms on water edges holding religious or political importance, navigation, and agricultural activities. Also the water edge activity depends upon the kind of water. These built forms strongly demonstrate the connection of man through its physical spatial and experiential implications. With passing time transformation in the built form and its function deteriorated the water built interface polluting the water streams throwing prime valuable aspect of water and water front structures in negligence.

The study tries to delay such water edged built forms of Nagpur city presently in deteriorated condition and have lost its charm with transformation and time

2. Objectives

3. Understanding the water fronts, water and built form interface from past to present.
4. Comparative analysis through historicity and documenting the causes of present state of the edges and river.

3. Deliverables

5. Introduction to Green Design, four sphere of environment. Role of water. Water sources and formation of water sources.
6. River ecosystem, water pollution, water and waste water treatment. Effect of water pollution on built structures and vice versa.
7. Introduction to water front, types of water front its functions and importance, natural water resources, water pollution. Green cycle in water and built which existed since ancient times.
8. Waterfronts and its religious and socio cultural aspects in India. Case studies of water front.
9. Nagpur city water fronts in form of lakes fronts, Nag river water fronts. Past to present. Nag river and development along the river in past.

4. Documentation and Analysis

4.1 Study framework

	Objective	Task	Study area	Methods
1.	Understanding the river edges, water and built form interface from past to present	Study the evolution of city in relation to of river edge transformation in different stages and influence on water.	Nagpur city Using base derived from theoretical premise	Archival, Literature study review of books and various references study. Old documents, maps. Gathering information from various sources of city including discussion with senior citizens and researchers.
2.	Understanding the transformation, deterioration of water as well as water front structures.	Study of factors that establish relationship between water front and built forms.	Identified areas of Nagpur city.	Field Study: Primary Data - field study visual survey, observations and documentation, Questionnaire survey & Interviews Secondary Data - Documents, Maps from various references from authorities

4.2 Working structure

Factors establishing relationship between water and built structure (at identified location)

<p>Nature of water front</p>	<p>Edge condition</p> <p>Topography and its form along the edge</p> <p>Water quality</p> <p>Effect of flooding on adjoining area</p>	<p>Visual survey , Observation</p>
<p>Built form character</p>	<p>Built form in form of built mass</p> <p>Spatial configuration, hierarchy, open and built relation with respect to water edge</p>	
<p>Land use component</p>	<p>Types of use and functions of land</p> <p>Types of activity pattern along the water front</p>	<p>Interviews and questionnaire</p>
<p>Activities, context and response of people</p>	<p>Location and context of people, Accessibility preference and visit to water bodies etc</p> <p>Activities of people along waterfront</p>	
<p>Case study of similar scale river rejuvenation</p>	<p>Identification of similar case studies</p> <p>Case study analysis and finding guidelines</p>	<p>Guidelines</p>

5. Schedule

Date	Time	Activity	Faculty in charge	Preparations
13.06.2018	10.00 – 12.00	Introduction to GDS, Presentation on -Introduction to Green Design, Role of water, earth and air. -Introduction to water front, types of water front its functions and importance, natural water resources, water pollution	KAT	PPT presentation, Attendance (DDB)
	1.00 – 2.30	Presentation on Waterfronts and its religious and socio cultural aspects in India. Case studies of water front. Green cycle in water and built which existed since ancient times.	RKS	PPT presentation, Attendance (DDB)
	2.30 – 4.30	- Formation of groups - Literature reading and notes submission.		Reference books list from library, Online references pdf research papers etc) for each group to explore. Attendance (DDB)
14.06.2018	9.30 – 11.00	Nagpur city water fronts in form of lakes fronts, nag river and water fronts. Past to present.	DDB	PPT presentation, Attendance (DDB)
	11.00 – 12.00	Guest lecture by Dr KM Girhe		PPT presentation. Attendance (DDB)
	1.0 - 4.30	Questionnaire formation Old structure documentation drawings collection		Old and new Nagpur city maps. Number of copies as per group and working requirements. Attendance (DDB)
15.06.2018	9.30 – 12.30	Visual survey along the Nag river from Tulshibag to Sangameshwar temple complex.	RK (KAT, RKS, DDB)	Well read about historical background of all structure and evolution of city.

		Brief discussions about its location, period evolution, function and architecture.	ACG)	Attendance (DDB)
	1.00 – 4.30	Visit to identified structure and start of work	All faculties as per group in charges	All requirements for documentation and measured drawings Survey questionnaire, Visual survey matrix, sketch book, Grid sheets and drafting instruments. Attendance (DDB)
17.06.2018	9.30 – 4.30	Review and Studio work	All faculties as per group in charges	Attendance, review assessment sheets (DDB)
18.06.2018	9.30 – 4.30	Field study	All faculties as per group in charges	All requirements for documentation and measured drawings Survey questionnaire, Visual survey matrix, sketch book, Grid sheets and drafting instruments.
19.06.018	9.30 – 4.30	Guest lecture by **** Studio work and start of sheet presentations	All faculties as per group in charges	Attendance, review assessment sheets (DDB)
20.06.2018	9.30 – 12.30 1.00 – 4.30	Pre final Review Studio work Identification of case studies, analysis	All faculties as per group in charges	Attendance, review assessment sheets (DDB)
21.06.018	9.30 – 4.30	Guideline formation	All faculties as per group in charges	Attendance, review assessment sheets (DDB)
22.06.2018	9.30	Submission	All faculties	Attendance, review assessment sheets

6. Site

6.1 Selected zones



6.1 Students on field



Principal
IDEAS, NAGPUR
Principal
ideas
Institute of Design Education &
Architectural Studies, Nagpur

7. Students participated

1	Aditi Suresh Itankar	19	Kajal Shyam Wadhvani	37	Prince Santosh Katariya
2	Akanksha Bandu Ukande	20	Kartik Choubey	38	Priyank Shyam Dinsinghani
3	Akanksha Sanjay Bahadure	21	Khushi Daxini	39	Rahim Mohamad Wadsariya
4	Amey Narendra Thosar	22	Khyati Navin Fulwani	40	Rahul Prakash Hasrani
5	Apeksha Ajay Ramteke	23	Komal Parashar	41	Raksha Santosh Mundhada
6	Arpit Vinit Shrivastava	24	Madhura Bhojraj	42	Rigved Nimkhedkar
7	Awani Abhay Shelke	25	Mansi Narendra Suchak	43	Rutuja Vinod Kotewar
8	Ayushi Nitin Samarth	26	Meenal Ingale	44	Sakshi Keshao Potdar
9	Ayushi Praful Raja	27	Megha Vinay Chordia	45	Sakshi Nitesh Raipure
10	Bhagyashree Shendre	28	Mrunal Dandekar	46	Shantanu Ashish Chhitarka
11	Chetan Mahesh Raikwad	29	Nathulal Arjunram Suthar	47	Shrunali Porediwar
12	Darshi Dipen Bheda	30	Nidhi Kamalkishor Anand	48	Shruti Sunil Agrawal
13	Devilal Gajendra Pimple	31	Pallavi Anil Mandlik	49	Shwetal Vijay Pahade
14	Dhanshri Shyam Choudhary	32	Payal Ravindra Kshirsagar	50	Siddhi Prashant Ghatbandhe
15	Gaurav Rajendra Bhujade	33	Prajwal Waghmare	51	Tanmay Pravin Deotale
16	Harshita Anil Umredkar	34	Pralav Pramod Patil	52	Twinkle Raju Choudhari
17	Indrayani Kishor Kayarkar	35	Prasheel Anil Bangar	53	Varun Sanjay Gupta
18	Jeevedikarani Chourasia	36	Prashik Jagdish Meshram	54	Mohit Giri


8. Study output and exhibition for public



9. Faculty

Prof.Komal Thakur
 Prof. Neha JaipuriaShelke
 Prof.KunalWarade
 Prof RohiniSawant

Prof.AnkitaGiripunje
 Prof. Radhika Deshpande
 Prof.DevikaBangadkar
 Prof.Renuka Kulkarni
 Prof. Kanchan Gupta


 Principal
 IDEAS, NAGPUR
Principal
ideas
 Institute of Design Education &
 Architectural Studies, Nagpur

SETTLEMENT STUDIO

SCHEME OF EXAMINATION

SR. No.	Subject. Name	Code	Paper/ Sessional	Max. Marks	Total Marks	Min. Pass Marks
1.	Settlement Studio 18	S.S. 2018	Practical	50	100	25
			Sessional	25		25
			Viva - Voce	25		

SYLLABUS

S.S. 2018

Settlement Studio

Urban Settlement Study, the Xth semester studio, aims at studying and understanding the various layers that made these old settlements so distinct in their character. Derived from the tangible and the intangible aspects of their lifestyles, these settlement studies enrich students' experience and knowledge base.

SUMMARY REPORT

Chanderi: Change and Adaptability

Urban Settlement Studio

10thSemester 2018-19

Introduction to Settlement Studio

Chanderi, known for its Chanderi handloom Sarees made from silk and cotton, has a significant association with the living tradition of handloom weaving in almost each house of the settlement. Nestled between two Urban Centres of early Medieval period Gopairi(Gwalior) and Suadoni (SironjKund) in the basin of river Betwa.

The Ain-e-Akbari, written by AbulFazl during the Mughal emperor Akbar's reign, talks about the fine weaves of Chanderi. The writer of Ma'asir-e-Alamgiri, written during Aurangzeb's reign, informs us of the existence of an imperial workshop in Chanderi which produced an extremely fine cloth, with gold and silver worked into it.

From the familiar sound of the throw shuttle pit looms inside the houses playing along Chanderi's own Community Radio station, to the painstaking process of preparing a taana roll manually on the streets of Chanderi, it is a beautiful example of community living.

This field trip was carried out by Xth Semester students coordinated by Prof.Veepa Jariwala and Prof.HarshwardhanNagpure. Prof. Milind Kamble assisted the Studio.

The study was carried out from 1st Oct 2018 to 30th October 2018, where the students visited Chanderi, as part of the field trip between 13th October to 19th October.

Premise of the Studio

“Neighborhood Foods, Smells, Materials and Structures can tell us a lot about who lives, works and visits there. Spatial Patterns of human settlements is determined and re adjusted by the daily human needs and also by their social norms and culture settings”

..... Amos Rapoport.

Urban Settlement Study, the Xth semester studio, aimed at studying and understanding the various layers that made these old settlements so distinct in their character. Derived from the tangible and the intangible aspects of their lifestyles, these settlement studies enrich students' experience and knowledge base.

Taking Chanderi as a case, which is one of the iconic sari weaving settlements in India. Situated on an important trade route, it still retains its medieval character in the way, the houses are built, the clusters are arranged or the sari weaving activity is continued in the pit looms on soft flooring regularly treated with a mixture of mud and cow dung.

Old settlement patterns have a rich vocabulary of how the community lived and interacted with each other. These older settlements, unlike the present ones had their own distinctive character influenced by various parameters that included social organisation, cultural manifestations, political and economic backgrounds, environmental context etc.

For students of architecture, understanding these parameters that govern the built environment becomes very essential to develop a sensitive approach towards building design.

Chanderi, a small medieval weaver's town, was taken up to study these rich overtones. Most of its traditional clusters still intact - the old linear stone houses, spatially built around the weaving looms, the changing activity patterns of the streets abutting their houses to the redefined roles of the Baolis, that marked each cluster level open space, became an interesting case.

Tracing how the weaving activity and the looms defined how they lived, worked, ate, slept within the house or interacted and socialized outside formed an interesting base to the whole study.


SETTLEMENT STUDIO 2018- LIST OF STUDENTS	
SR. NO.	NAME OF STUDENTS
1	AarsshDharamthok
2	Abhiroop Sarkar
3	AjinkyaGandhe
4	AnaghaKodmalwar
5	Anamika Agrawal
6	Ankit Tupkar
7	ApurvaDeshmukh
8	AyushiNigudkar
9	ChaviLunia
10	Harshita Jain
11	HimaniKhandagale
12	IndrajeetMohite
13	IshwariKhati
14	JigyasaPatankar
15	Kartik Agrawal
16	Lakshya Jain
17	MinalSarda
18	MohiniMahurkar
19	NinadDhengre
20	NupurSahasrabudhe
21	PanktiKatiyar
22	PrateekMalewar
23	Radhika Hada
24	Ria Mohta
25	Renuka Trivedi
26	RenukaWakharkar
27	PriyaPatole
28	RushikeshDhotre
29	SamikshaMudamwar
30	SamruddhiSurana
31	SanjanaKinariwala
32	Saurabh Khobragade
33	Shreya Chincholkar
34	ShivaniGiripunje
35	Shraddha Rathi
36	SiddharthSahasrabhojnee
37	VaidehiAmbatkar
38	VedeshGokhale



Principal
IDEAS, NAGPUR

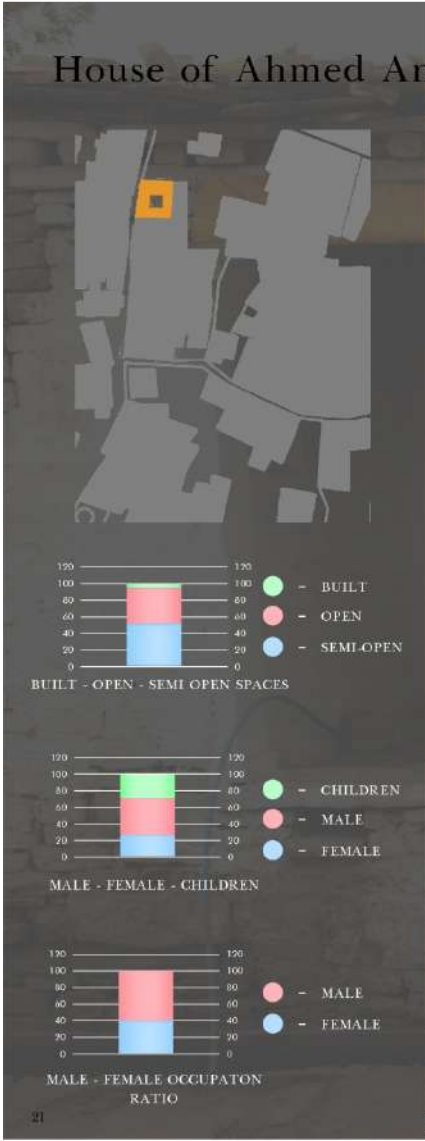
Principal
Ideas

Institute of Design Education &
Architectural Studies, Nagpur



Principal
 IDEAS, NAGPUR
Principal
Ideas
 Institute of Design Education &
 Architectural Studies, Nagpur

House of Ahmed Ansari



The plan shows a housing unit of a single family with their major occupation as weaving. Their main work space is enclosed in a built-up mass and the courtyard is used as an extension for the supporting activities.

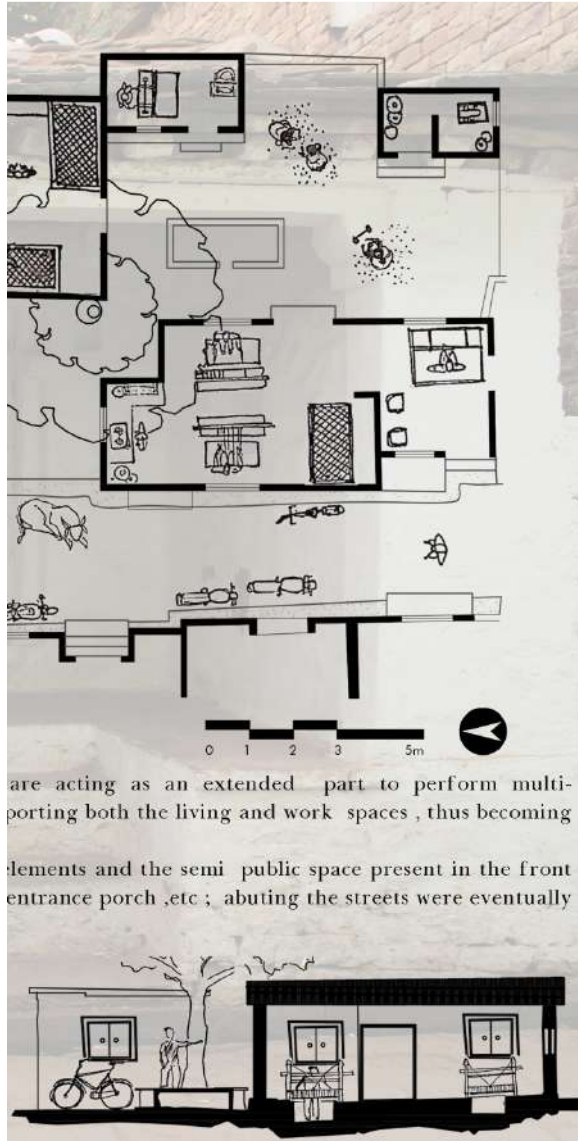


As courtyards functional activities support more lively in nature.

As a result the character of the houses such as old, becoming lifeless.

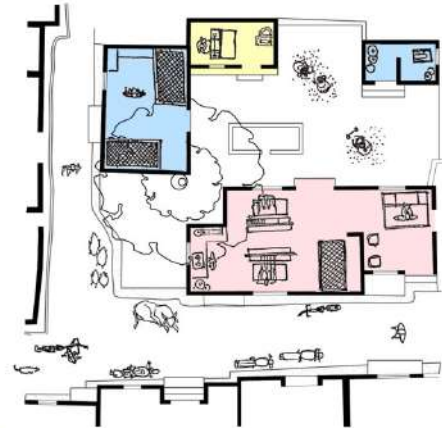


Principal
 IDEAS, NAGPUR
Principal
Ideas
 Institute of Design Education &
 Architectural Studies, Nagpur



are acting as an extended part to perform multi-
 supporting both the living and work spaces , thus becoming

lements and the semi public space present in the front
 entrance porch ,etc ; abutting the streets were eventually

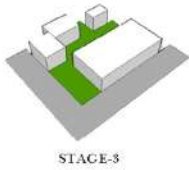
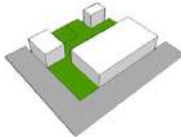
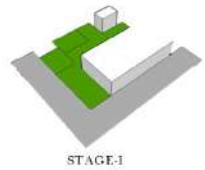



- PRIMARY SPACES
- SECONDARY SPACES
- TERTIARY SPACES


Due to addition of new
 construction the impor-
 tance of the courtyard
 increased because of the
 spill-over of the activities

As a conclusion the plan-
 ning itself got intro-ward
 in nature.

The old construction was
 transformed into work
 spaces , after the inclu-
 sion of living spaces
 which were later added
 on in order to fulfill re-
 quirement of the enclosed
 spaces.




 Principal
 IDEAS, NAGPUR
Principal
Ideas
 Institute of Design Education &
 Architectural Studies, Nagpur



Principal
 IDEAS, NAGPUR
Principal
Ideas
 Institute of Design Education &
 Architectural Studies, Nagpur



Principal
IDEAS, NAGPUR
Principal
Ideas
Institute of Design Education &
Architectural Studies, Nagpur